


For Lease

Wood Dale Industrial Center

Sivert Drive | Lively Boulevard
Wood Dale, IL 60191



BUILDING	UNIT	AVAILABLE SF	OFFICE SF	CLEAR HEIGHT	LOADING
950-960	<u>950</u>	19,271	1,254	18'	1 Int / 1 DID
887-895	<u>887</u>	26,917	2,795	22'	2 Int / 1 DID
887-895	<u>895</u>	17,860	1,500	22'	2 Int / 1 DID
887-895	<u>887-895</u>	44,777	4,295	22'	4 Int / 2 DID



**ROSS
LEHRMAN**

SENIOR VICE PRESIDENT
ross.lehrman@transwestern.com
847.588.5671

**JUSTIN
LERNER, SIOR**

EXECUTIVE VICE PRESIDENT
justin.lerner@transwestern.com
847.588.5665

**JOE
KARMIN, SIOR**

EXECUTIVE VICE PRESIDENT
joe.karmin@transwestern.com
847.588.5670

No warranty or representation, expressed or implied, is made as to the accuracy of the information contained herein, and same is submitted subject to error and omissions.

Wood Dale Industrial Center

887-895 Sivert Drive

Wood Dale, IL 60191 | [Property Website](#)



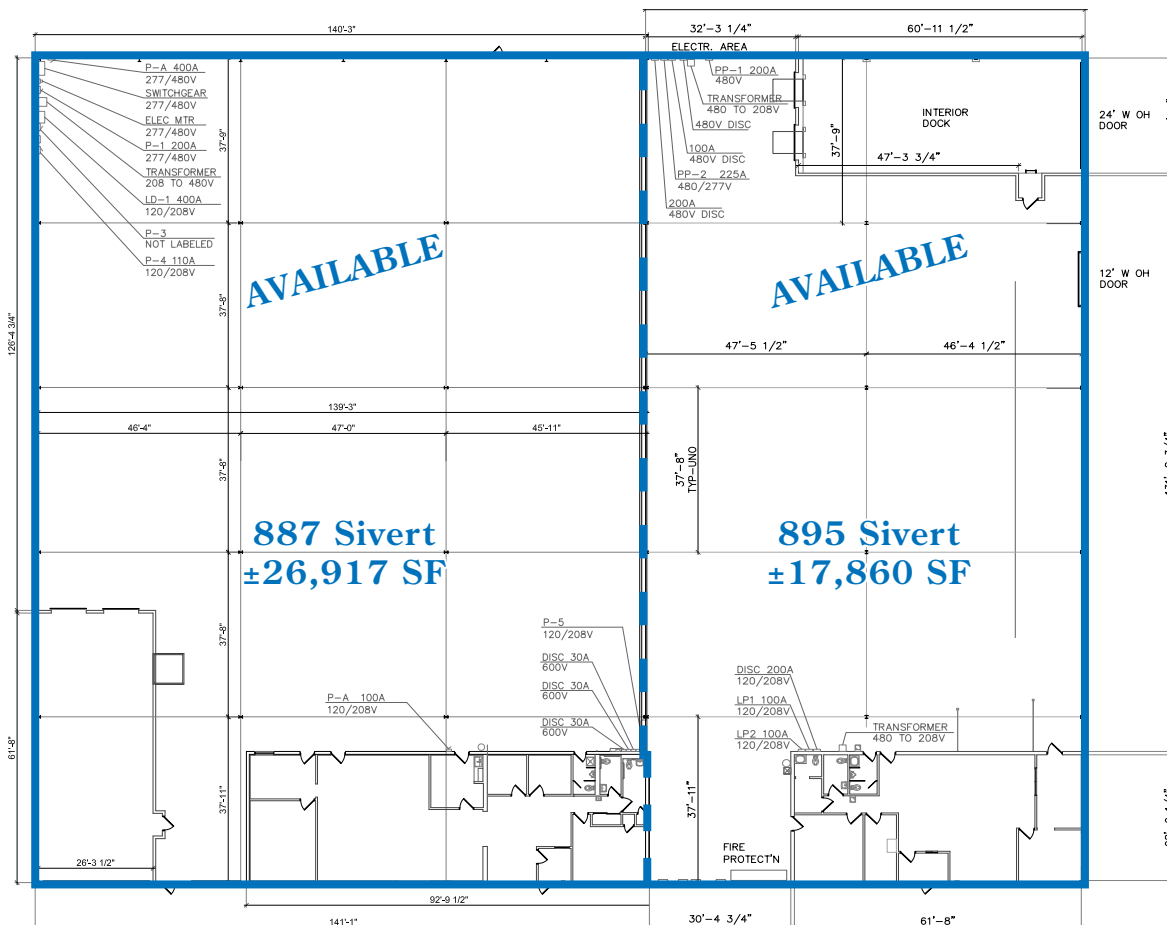
PROPERTY HIGHLIGHTS

Building Size	44,777 SF
Land Area	1.58 AC
Ceiling Height	22' Clear
• Unit 887 Size	26,917 SF
- Office Size	2,795 SF
- Loading Docks	2 Interior Docks w/ Levelers
- Drive-in Doors	1 Drive-in Door
• Unit 895 Size	17,860 SF
- Office Size	1,500 SF
- Loading Docks	2 Interior Docks w/ Levelers
- Drive-in Doors	1 Drive-in Door
Lease Rate	Subject to Offer



- Under New Professional Ownership/Management
- Low DuPage County Taxes
- Direct Access to I-390 and O'Hare Airport
- Flexible Space Options in Business Park
- Close Proximity to Major Expressways

EXISTING LAYOUT



No warranty or representation, expressed or implied, is made as to the accuracy of the information contained herein, and same is submitted subject to error and omissions.

Wood Dale Industrial Center

950-960 Lively Boulevard

Wood Dale, IL 60191 | [Property Website](#)



PROPERTY HIGHLIGHTS

Building Size	38,400 SF
Land Area	1.84 AC
Ceiling Height	18' Clear
• Unit 950 Size	19,271 SF
- Office Size	1,254 SF
- Loading Docks	1 Interior Dock
- Drive-in Doors	1 Oversized DID
Lease Rate	Subject to Offer



- Under New Professional Ownership/Management
- Low DuPage County Taxes
- Direct Access to I-390 and O'Hare Airport
- Flexible Space Options in Business Park
- Close Proximity to Major Expressways

EXISTING LAYOUT



No warranty or representation, expressed or implied, is made as to the accuracy of the information contained herein, and same is submitted subject to error and omissions.

For Lease


Wood Dale Industrial Center

Sivert Drive | Lively Boulevard
Wood Dale, IL 60191



LOCATION:

- 0.9 miles from the I-390 interchange
- 3.3 miles from the O'Hare Cargo Access
- Close proximity to major expressways



**ROSS
LEHRMAN**

SENIOR VICE PRESIDENT
ross.lehrman@transwestern.com
847.588.5671

**JUSTIN
LERNER, SIOR**

EXECUTIVE VICE PRESIDENT
justin.lerner@transwestern.com
847.588.5665

**JOE
KARMIN, SIOR**

EXECUTIVE VICE PRESIDENT
joe.karmin@transwestern.com
847.588.5670