


For Lease

Wood Dale Industrial Center

Sivert Drive | Lively Boulevard
Wood Dale, IL 60191



BUILDING	UNIT	AVAILABLE SF	OFFICE SF	CLEAR HT	LOADING
950-960	<u>960</u>	19,129	5,547	18'	2 Int Docks
887-895	<u>895</u>	17,860	1,500	22'	2 Int / 1 DID
935-945	<u>935</u>	13,160	1,300	18'	1 Int / 1 DID



**ROSS
LEHRMAN**

SENIOR VICE PRESIDENT
ross.lehrman@transwestern.com
847.588.5671

**JUSTIN
LERNER, SIOR**

EXECUTIVE VICE PRESIDENT
justin.lerner@transwestern.com
847.588.5665

**JOE
KARMIN, SIOR**

EXECUTIVE VICE PRESIDENT
joe.karmin@transwestern.com
847.588.5670

No warranty or representation, expressed or implied, is made as to the accuracy of the information contained herein, and same is submitted subject to error and omissions.

Wood Dale Industrial Center

950-960 Lively Boulevard

Wood Dale, IL 60191 | [Property Website](#)



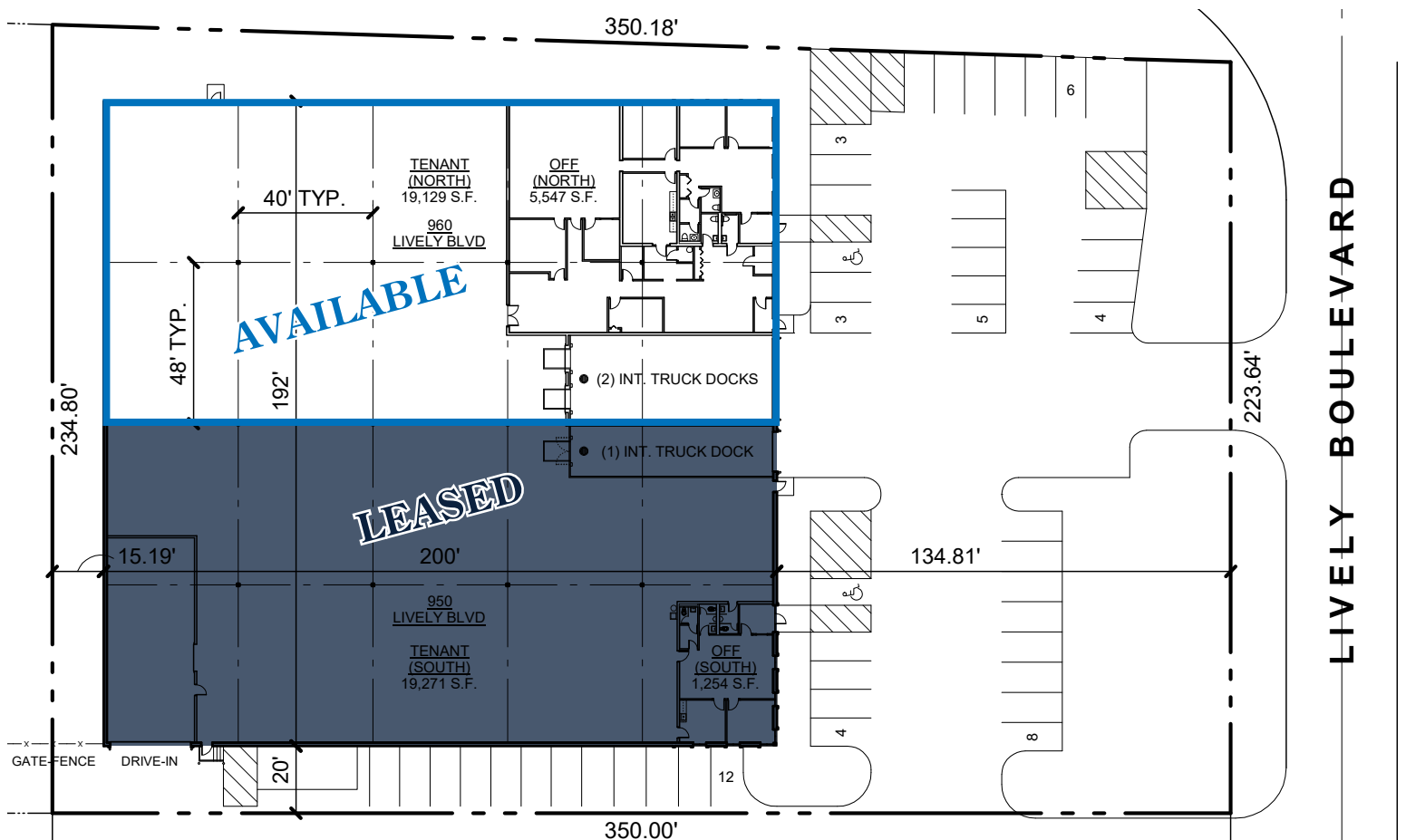
PROPERTY HIGHLIGHTS

Building Size	38,400 SF
Land Area	1.84 AC
Ceiling Height	18' Clear
• Unit 960 Size	19,129 SF
- Office Size	5,547 SF
- Loading Docks	2 Interior Docks
- Power	400A 240/120V
Parking	1/1,000 SF
Lease Rate	Subject to Offer



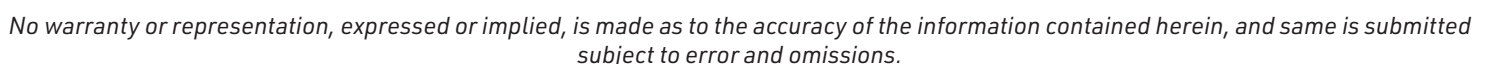
- Under New Professional Ownership/Management
- Low DuPage County Taxes
- Direct Access to I-390 and O'Hare Airport
- Flexible Space Options in Business Park
- Close Proximity to Major Expressways

EXISTING LAYOUT



No warranty or representation, expressed or implied, is made as to the accuracy of the information contained herein, and same is submitted subject to error and omissions.

Wood Dale, IL 60191 | [Property Website](#)



Wood Dale Industrial Center

935-945 Sivert Drive

Wood Dale, IL 60191 | [Property Website](#)



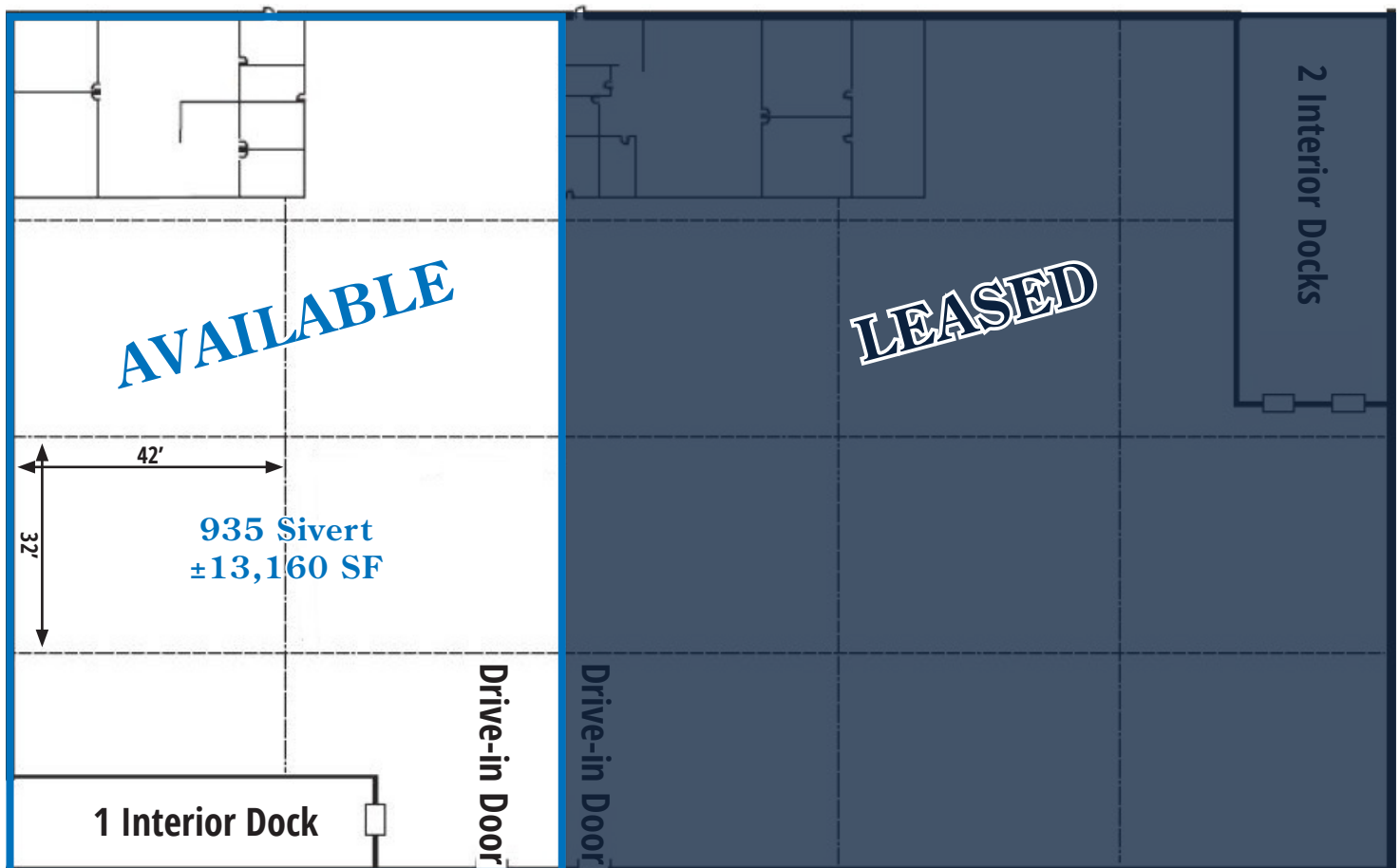
PROPERTY HIGHLIGHTS

Building Size	32,900 SF
Land Area	1.27 AC
Ceiling Height	18' Clear
• Unit 935 Size	13,160 SF
- Office Size	1,300 SF
- Loading Docks	1 Interior Dock w/ Leveler
- Drive-in Doors	1 Drive-in Door
- Power	200A 240V 3P
Parking	1/1,000 SF
Lease Rate	Subject to Offer



- Under New Professional Ownership/Management
- Low DuPage County Taxes
- Direct Access to I-390 and O'Hare Airport
- Flexible Space Options in Business Park
- Close Proximity to Major Expressways

EXISTING LAYOUT



No warranty or representation, expressed or implied, is made as to the accuracy of the information contained herein, and same is submitted subject to error and omissions.

For Lease


Wood Dale Industrial Center

Sivert Drive | Lively Boulevard
Wood Dale, IL 60191



LOCATION:

- 0.9 miles from the I-390 interchange
- 3.3 miles from the O'Hare Cargo Access
- Close proximity to major expressways



**ROSS
LEHRMAN**

SENIOR VICE PRESIDENT
ross.lehrman@transwestern.com
847.588.5671

**JUSTIN
LERNER, SIOR**

EXECUTIVE VICE PRESIDENT
justin.lerner@transwestern.com
847.588.5665

**JOE
KARMIN, SIOR**

EXECUTIVE VICE PRESIDENT
joe.karmin@transwestern.com
847.588.5670