

STONEFIELD

35

HAYS COUNTY



EASTGROUP
PROPERTIES

277,559 SQUARE FEET

CLASS A INDUSTRIAL PRODUCT COMING TO BUDA, TEXAS
IH-35 FRONTAGE

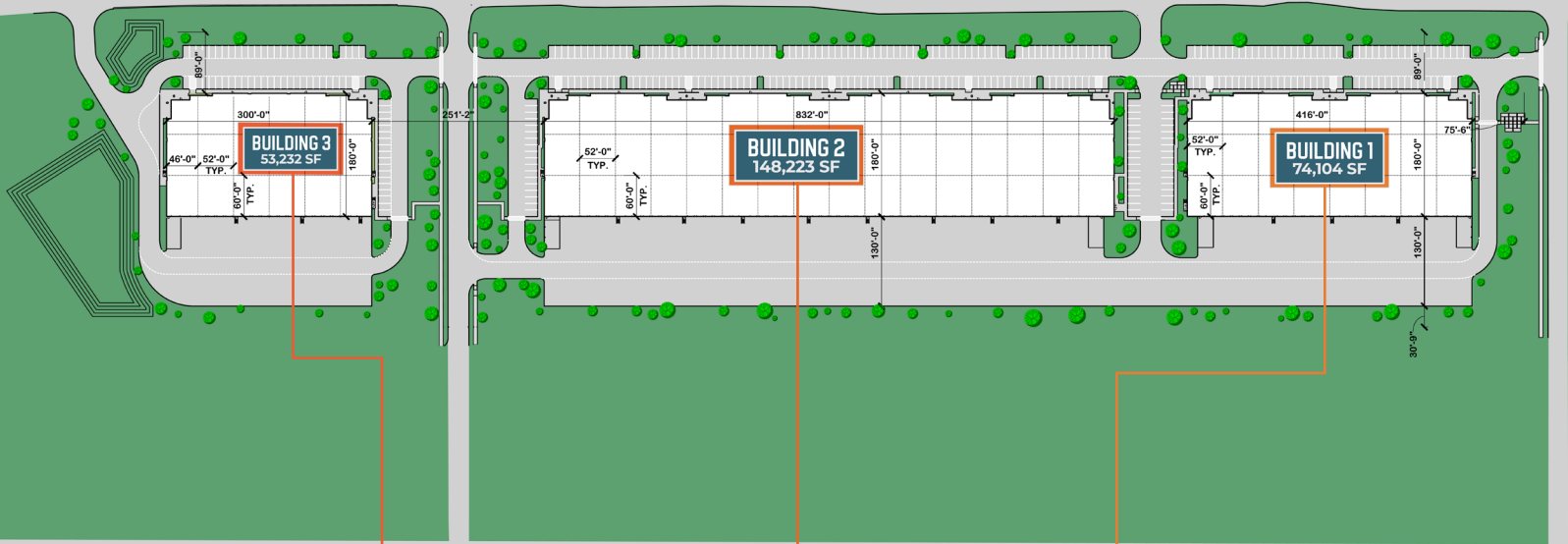
CONTACT

Nash Frisbie
512.314.5204
Nash.Frisbie@transwestern.com

Luke Wheeler
512.299.6860
Luke.Wheeler@transwestern.com

 **TRANSWESTERN**

SITE PLAN



STONEFIELD 35 | SPEC WAREHOUSES
Buda, Texas

EASTGROUP
PROPERTIES

TRANSWESTERN

BUILDING 1

Available SF	74,104 SF
Clear Height	28'
Car Parking	97 SPACES
Dock Doors	24 DOORS
Ramps	2 RAMPS
Dimensions	180' X 416'
Column Spacing	60' X 52'
Construction	TILT WALL
Roof Type	TPO
Roof Installation	R-9
Fire Protection	ESFR
Truck Court	130

BUILDING 2

Available SF	148,223 SF
Clear Height	28'
Car Parking	195 SPACES
Dock Doors	51 DOORS
Ramps	2 RAMPS
Dimensions	180' X 832'
Column Spacing	60' X 52'
Construction	TILT WALL
Roof Type	TPO
Roof Installation	R-9
Fire Protection	ESFR
Truck Court	130

BUILDING 3

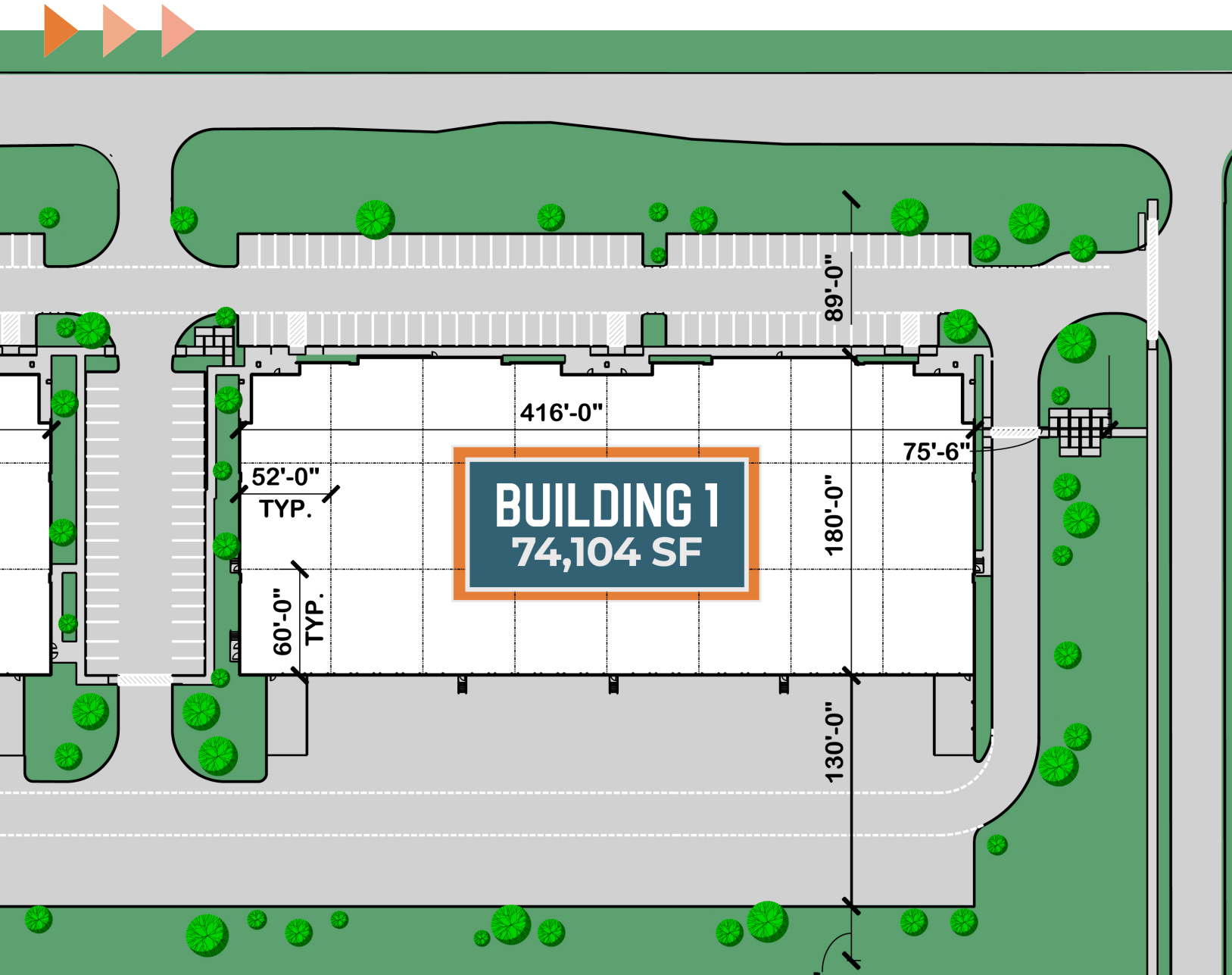
Available SF	53,232 SF
Clear Height	28'
Car Parking	71 SPACES
Dock Doors	17 DOORS
Ramps	1 RAMP
Dimensions	180' X 300'
Column Spacing	60' X 46'-52'
Construction	TILT WALL
Roof Type	TPO
Roof Installation	R-9
Fire Protection	ESFR
Truck Court	130

CONTACT

Nash Frisbie
512.314.5204
Nash.Frisbie@transwestern.com

Luke Wheeler
512.299.6860
Luke.Wheeler@transwestern.com



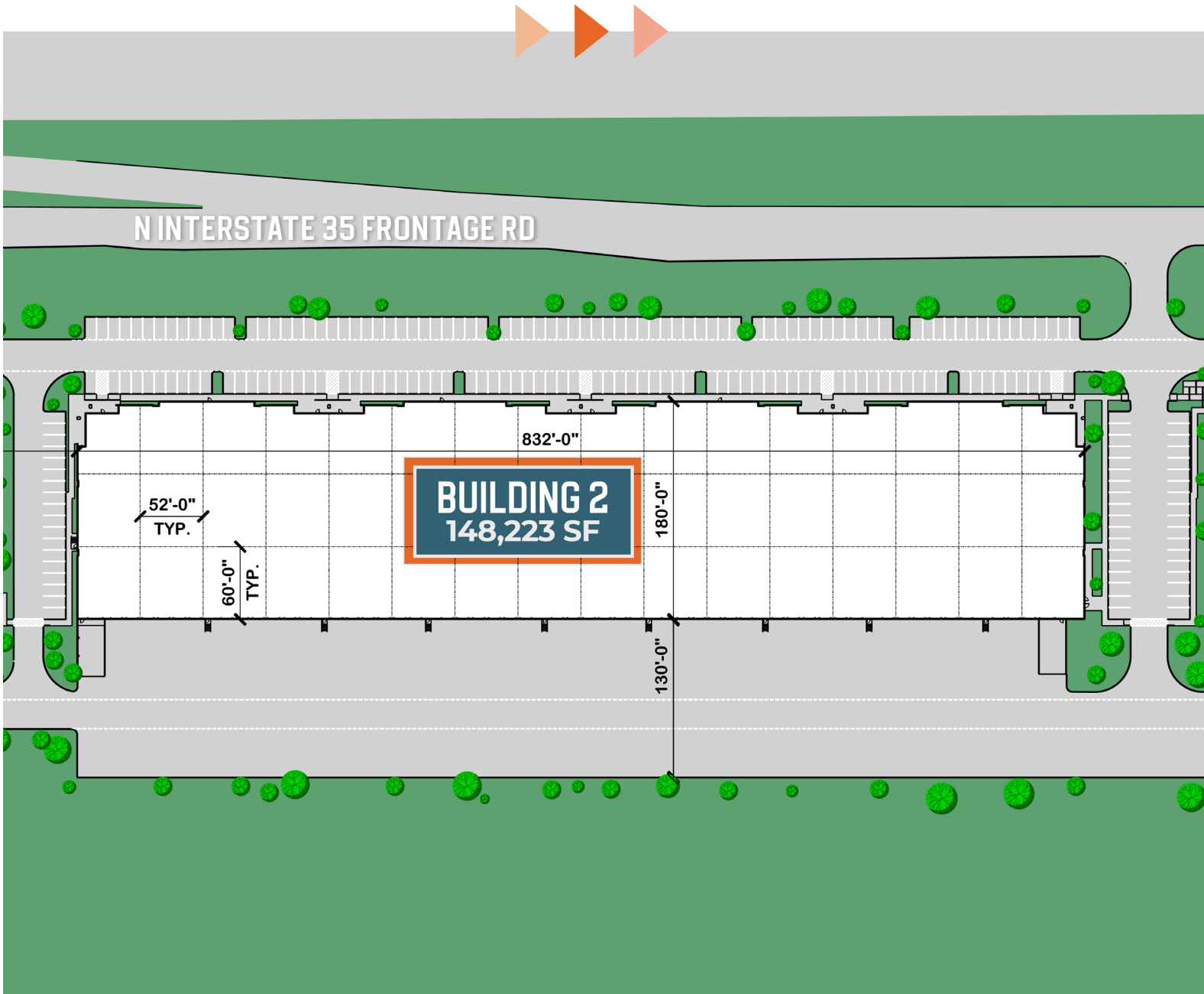


SPECS

Available SF	74,104	Column Spacing	60' x 52'
Clear Height	28'	Construction	Tilt Wall
Car Parking	97 Spaces	Roof Type	TPO
Dock Doors	24	Roof Installation	R-9
Ramps	2	Fire Protection	ESFR
Dimensions	180' x 416'	Truck Court	130

Nash Frisbie
512.314.5204
Nash.Frisbie@transwestern.com

Luke Wheeler
512.299.6860
Luke.Wheeler@transwestern.com

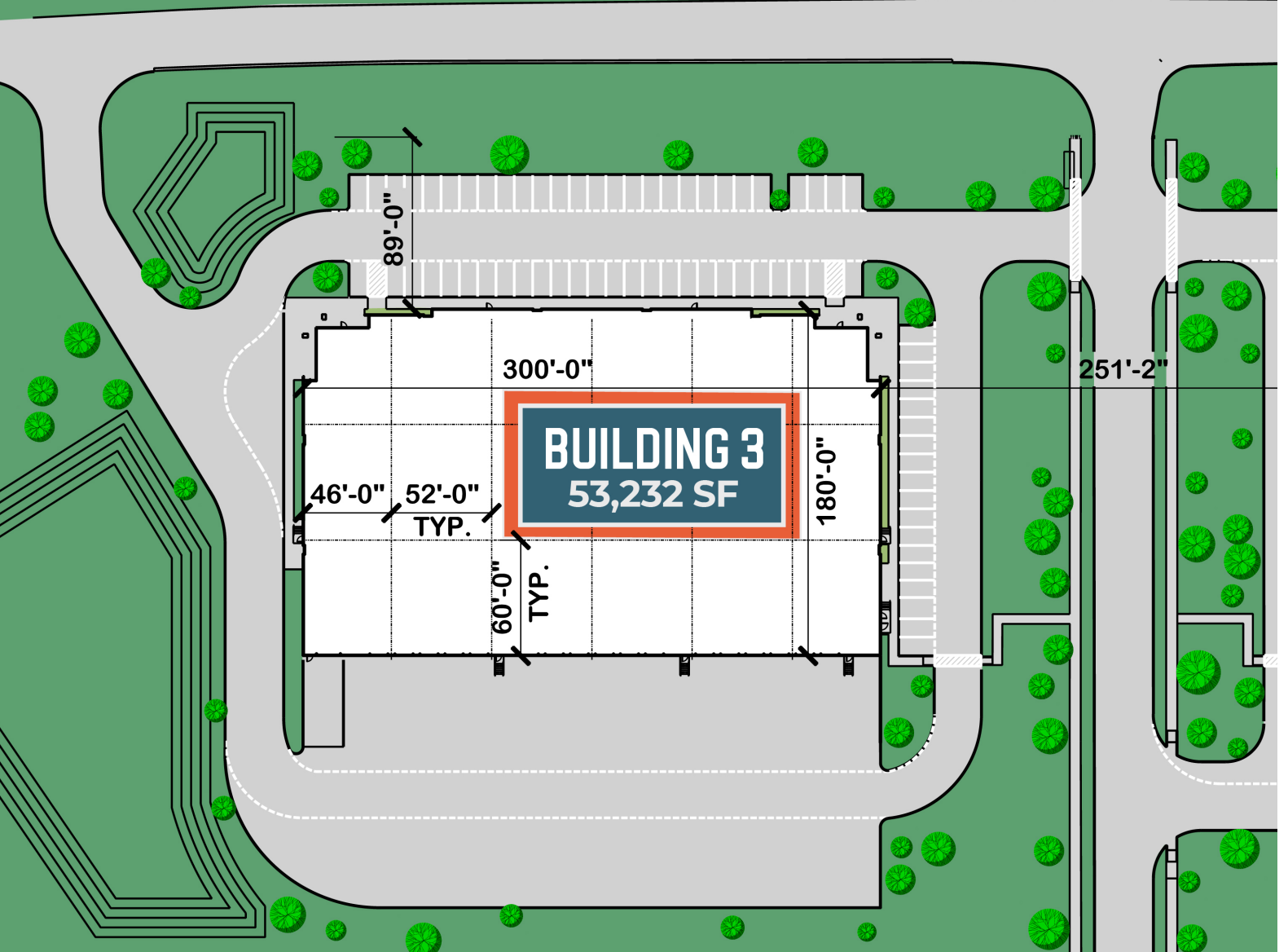


SPECS

Available SF	148,223	Column Spacing	60' x 52'
Clear Height	28'	Construction	Tilt Wall
Car Parking	195 Spaces	Roof Type	TPO
Dock Doors	51	Roof Installation	R-9
Ramps	2	Fire Protection	ESFR
Dimensions	180' x 832'	Truck Court	130

Nash Frisbie
512.314.5204
Nash.Frisbie@transwestern.com

Luke Wheeler
512.299.6860
Luke.Wheeler@transwestern.com



SPECS

Available SF	53,232	Column Spacing	60' x 46' - 52'
Clear Height	28'	Construction	Tilt Wall
Car Parking	71 Spaces	Roof Type	TPO
Dock Doors	17	Roof Installation	R-9
Ramps	1	Fire Protection	ESFR
Dimensions	180' x 300'	Truck Court	130

→
INGRESS

←
EGRESS

Sequoyah St

Pond View Pass

Intrepid Dr

Stone Rim Loop

Commercial Dr

Old West Trl

Travertine Trl

Sandstone Trl

Green Meadows Ln

967

Tranquility Mtn

Hot Spring Vly

35

277

lh 35



LOCATION & ACCESS

CONTACT

Nash Frisbie
512.314.5204
Nash.Frisbie@transwestern.com

Luke Wheeler
512.299.6860
Luke.Wheeler@transwestern.com



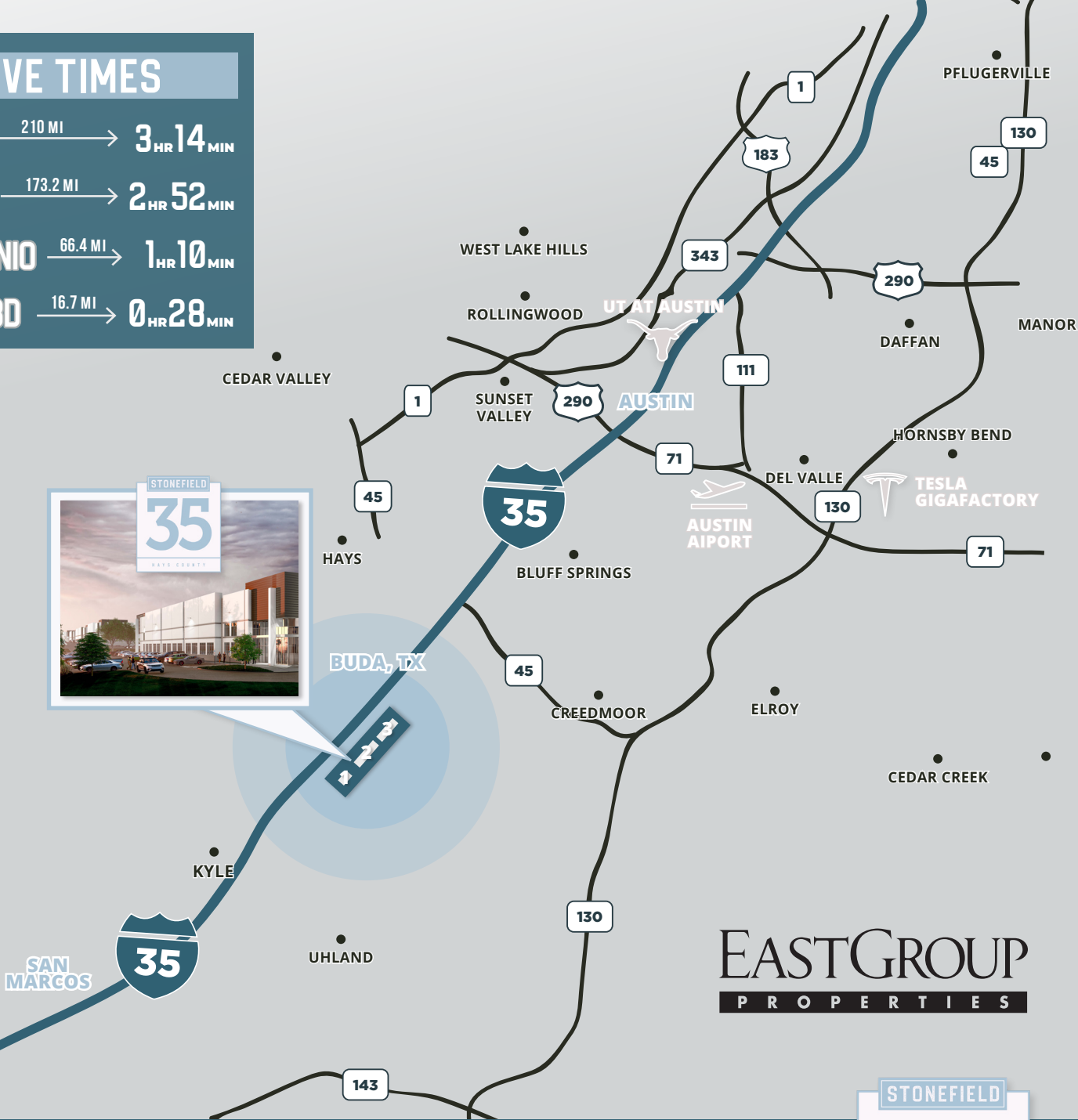
DRIVE TIMES

DALLAS — 210 MI → **3 HR 14 MIN**


HOUSTON — 173.2 MI → **2 HR 52 MIN**

SAN ANTONIO — 66.4 MI → **1 HR 10 MIN**

AUSTIN CBD — 16.7 MI → **0 HR 28 MIN**



EASTGROUP
PROPERTIES



▶▶▶
**LEASING
CONTACT
INFO**

Nash Frisbie
512.314.5204
Nash.Frisbie@transwestern.com

Luke Wheeler
512.299.6860
Luke.Wheeler@transwestern.com