

8501 NW 96TH ST. MEDLEY, FL 33166



OWNED BY:



SYCAMORE LOGISTICS CENTER

LEASED BY:



IMMEDIATE ACCESS TO
PALMETTO EXPRESSWAY

CEILING HEIGHT
36' CLEAR

BLDG A **±27,000-137,000 SF**
BLDG B **±50,000-173,000 SF**

JULY 2024
OCCUPANCY



BUILDING A

BUILDING SIZE	137,074 SF
AVAILABLE	±27,000 - 137,074 SF
SPEC OFFICES	±2,340 SF
CLEAR HEIGHT	36'
LOADING FORMAT	REAR LOAD
LOADING DOCKS	49 TOTAL (9' X 10')
CONCRETE RAMPS	4 TOTAL (12' X 14')
TRUCK COURT	180' (SHARED)
CAR PARKING	137
COLUMN SPACING	54' X 40' (TYPICAL)
SPEED BAYS	60'
LIGHTING	LED
SPRINKLER SYSTEM	ESFR
ELECTRIC	2,000 AMPS
OCCUPANCY	JULY 2024

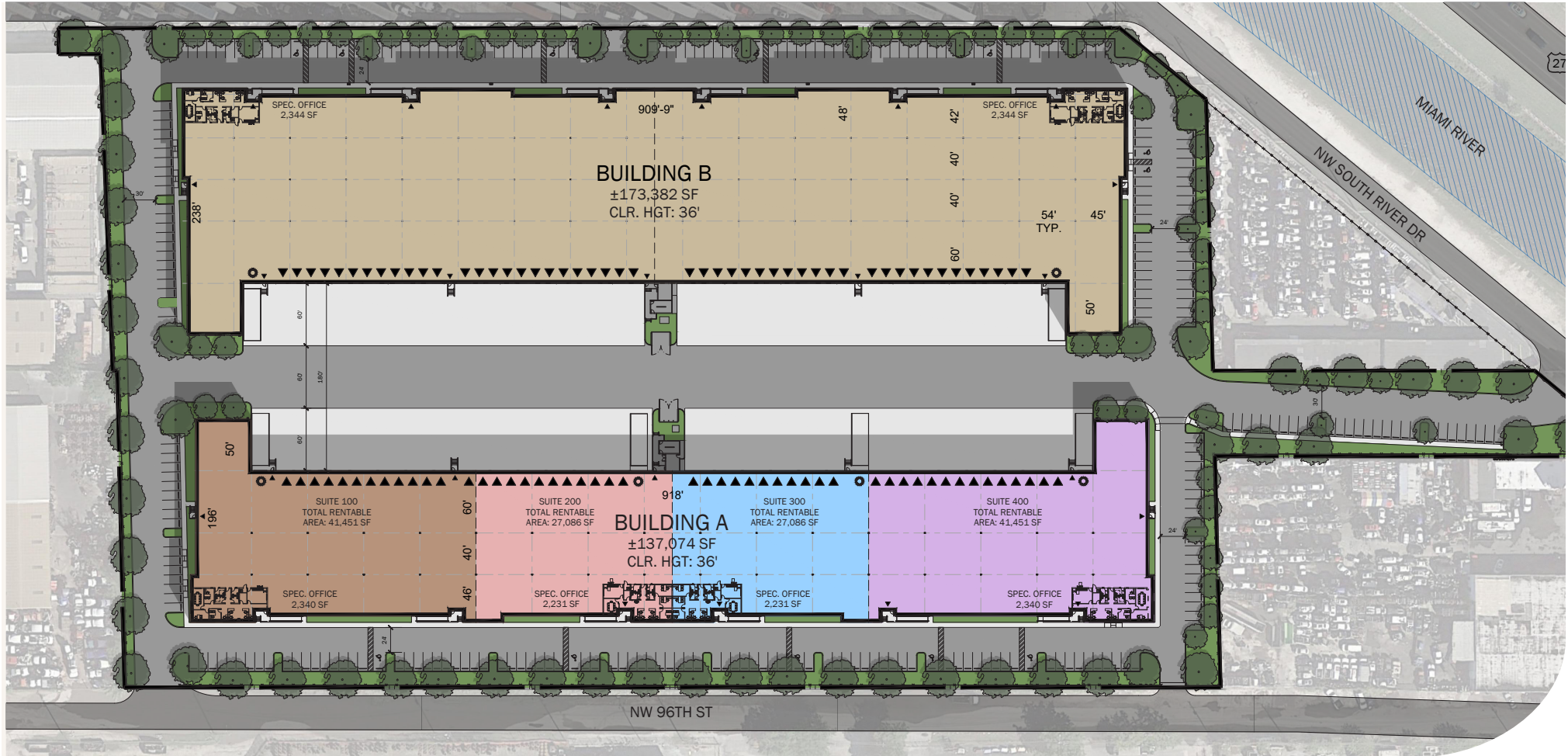
FOR LEASE: CALL FOR PRICING

BUILDING B

BUILDING SIZE	173,382 SF
AVAILABLE	±50,000 - 173,382 SF
SPEC OFFICES	±2,344 SF
CLEAR HEIGHT	36'
LOADING FORMAT	REAR LOAD
LOADING DOCKS	49 TOTAL (9' X 10')
CONCRETE RAMPS	2 TOTAL (12' X 14')
TRUCK COURT	180' (SHARED)
CAR PARKING	161
COLUMN SPACING	54' X 40' (TYPICAL)
SPEED BAYS	60'
LIGHTING	LED
SPRINKLER SYSTEM	ESFR
ELECTRIC	2,000 AMPS
OCCUPANCY	JULY 2024

FOR LEASE: CALL FOR PRICING





BUILDING A – SPEC SUITES

SUITE 100

41,451 SF TOTAL

2,340 SF SPEC OFFICE

13 DOCK DOORS + 1 RAMP

SUITE 200

27,086 SF TOTAL

2,231 SF SPEC OFFICE

11 DOCK DOORS + 1 RAMP

SUITE 300

27,086 SF TOTAL

2,231 SF SPEC OFFICE

11 DOCK DOORS + 1 RAMP

SUITE 400

41,451 SF TOTAL

2,340 SF SPEC OFFICE

14 DOCK DOORS + 1 RAMP



PORTMIAMI
+/- 13.3 MILES


+/- 6.1 MILES


+/- 1 mi

Palmetto Expressway

27 W Okeechobee Rd

NW South River Dr


NW 99th Ter

NW 96th St

NW 87th Ave


+/- 3.7 mi
←


+/- 4 mi
←



- +/-1 Mile to 826/Palmetto Expy
- +/-6.1 Miles to MIA
- +/-13.3 Miles to PortMiami
- High Concentration of Blue Collar Workers (Blue Collar is ~35% of Labor Force in 3 Mile Radius)


+/- 4 mi

Florida's Turnpike

W Okeechobee Rd
& NW 87th Ave
Intersection

NW 87th Ave

NW 99th Ter

NW 96th St



NW South River Dr

 W Okeechobee Rd

- +/-0.4 Miles to Okeechobee Rd (US 27)
- +/-4.0 Miles to Turnpike (via W. Okeechobee Rd and NW 106 ST exits)
- +/-3.7 Miles to I-75
- Frontage on Okeechobee Rd (40,000+ Vehicles Per Day)




+/- 3.7 mi



+/- 1 mi


8501 NW 96TH ST. MEDLEY, FL 33166



FOR MORE INFORMATION, CONTACT

WALTER BYRD
EXECUTIVE MANAGING DIRECTOR
305.808.7825
walter.byrd@transwestern.com

CARLOS GAVIRIA
SENIOR VICE PRESIDENT
305.808.7313
carlos.gaviria@transwestern.com

BEN EISENBERG
EXECUTIVE MANAGING DIRECTOR
305.808.7826
ben.eisenberg@transwestern.com

THOMAS KRESSE
MANAGING DIRECTOR
305.808.7827
thomas.kresse@transwestern.com



Transwestern Commercial Services Florida, LLC | 100 SE 2nd Street | Suite 3100 | Miami, FL 33131

www.SFLindustrial.com

The information provided herein was obtained from sources believed reliable; however, Transwestern makes no guarantees, warranties or representations as to the completeness or accuracy thereof. The presentation of this property is submitted subject to errors, omissions, change of price or conditions, prior sale or lease, or withdrawal without notice. Copyright © 2022 Transwestern Licensed Real Estate Broker.