



MEDICAL OFFICE FOR LEASE

AUSTIN SURGICAL PLAZA

6818 AUSTIN CENTER DRIVE, AUSTIN, TX 78731

MEDICAL OFFICE FOR LEASE

AUSTIN SURGICAL PLAZA

6818 AUSTIN CENTER DRIVE, AUSTIN, TX 78731

THE
RMR
GROUP



Austin Surgical Plaza is a 78,789 SF Class A medical office building conveniently located near the intersection of MoPac and Far West Blvd. in Northwest Austin.

Medical Office Availability:

Fully Leased

Building Information:

- Rental Rate: \$27.50 NNN
- Operating Expenses: \$17.84/SF (2021 est.)
- Two-Story: Class A Medical Office Building
- Conveniently located off MoPac and Far West Blvd
- Covered drive-through for patient pick-up and drop-off
- Recently Updated Lobby & Common Areas
- 5/1,000 Parking Ratio - Covered Parking Available

FOR LEASING INFORMATION CONTACT:

WILL STEWART ■ 512.314.3574 ■ will.stewart@transwestern.com

MARSHALL THURMOND ■ 512.314.5211 ■ marshall.thurmond@transwestern.com


TRANSWESTERN



MEDICAL OFFICE FOR LEASE

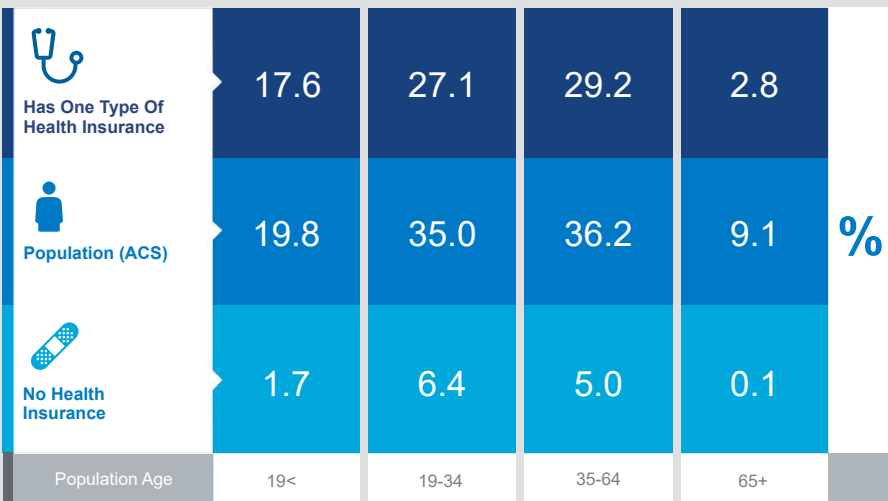
AUSTIN SURGICAL PLAZA

6818 AUSTIN CENTER DRIVE, AUSTIN, TX 78731

THE
RMR
GROUP

DEMOGRAPHIC HEALTHCARE DATA

Healthcare & insurance statistics for the population within a 15 minute drive time from **Austin Surgical Plaza**.



Population



406,918
Civilian Noninstitutionalized
Population (ACS)

Exercise (Percent of Adults)



30.0%
Exercise at home 2+
times per week



19.4%
Exercise at club 2+
times per week

Health Care Expenditure



\$4,042
Annual Health Insurance
Expenditures



\$2,178
Medical Care



Medicare:
Population 65+

9,788

Medicare Only

5,970

Direct-Purch & Medicare

9,787

Employer & Medicare

1,773

Medicare & Medicaid

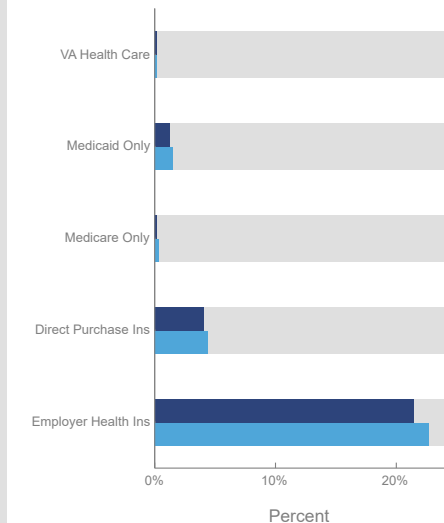
Health Care (Consumer Spending)

Annual
Expenditure

Blue Cross/Blue Shield	\$1,168.3
Medicare Payments	\$420.7
Physician Services	\$285.8
Dental Services	\$410.6
Eyecare Services	\$72.3
Lab Tests/X-rays	\$77.8
Hospital Room & Hospital Service	\$215.0
Convalescent/Nursing Home Care	\$17.8

Health Insurance Coverage (ACS)

● Pop 19-34 ● Pop 35-64



This infographic contains data provided by American Community Survey (ACS), Esri and Bureau of Labor Statistics, Esri and GIK MRI. The vintage of the data is 2014-2018, 2020.
© 2020 Esri

TRANSWESTERN

FOR LEASING INFORMATION CONTACT:

WILL STEWART ■ 512.314.3574 ■ will.stewart@transwestern.com

MARSHALL THURMOND ■ 512.314.5211 ■ marshall.thurmond@transwestern.com

TRANSWESTERN

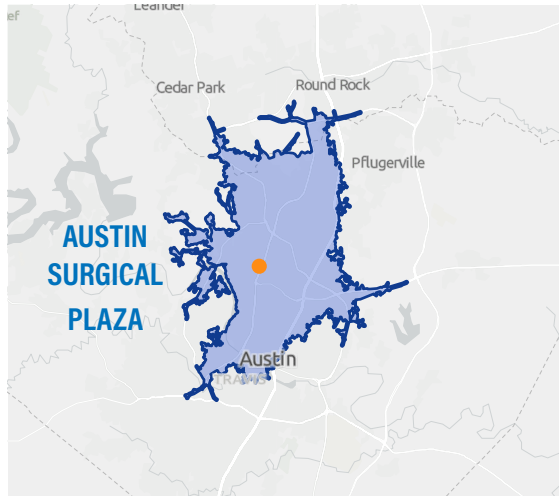
MEDICAL OFFICE FOR LEASE

AUSTIN SURGICAL PLAZA

6818 AUSTIN CENTER DRIVE, AUSTIN, TX 78731

THE
RMR
GROUP

15 MINUTE DRIVE TIME



POPULATION TRENDS AND KEY INDICATORS

Austin Surgical Plaza

425,013	190,777	2.15	32.4	\$69,014	\$409,869	104	82	71
Population	Households	Avg Size Household	Median Age	Median Household Income	Median Home Value	Wealth Index	Housing Affordability	Diversity Index

MORTGAGE INDICATORS



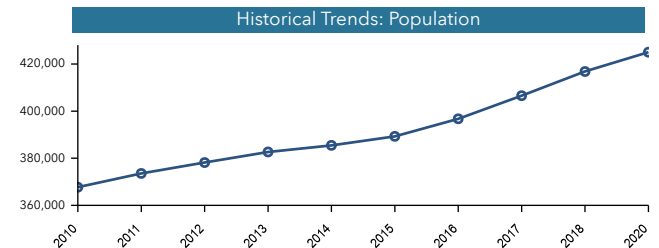
\$9,766

Avg Spent on Mortgage & Basics

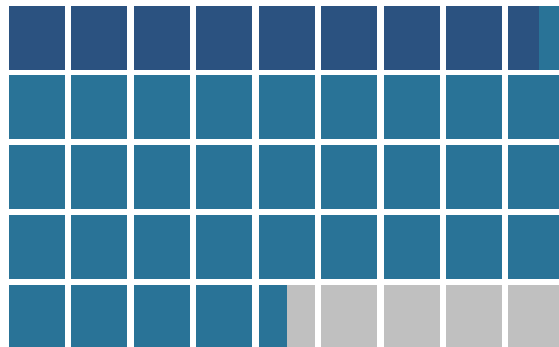


24.8%

Percent of Income for Mortgage



POPULATION BY AGE



Under 18 (19%) Ages 18 to 64 (71%) Aged 65+ (10%)

POPULATION BY GENERATION



4.1%

Greatest Gen:
Born 1945/Earlier



14.7%

Baby Boomer:
Born 1946 to 1964



18.4%

Generation X:
Born 1965 to 1980



34.5%

Millennial:
Born 1981 to 1998



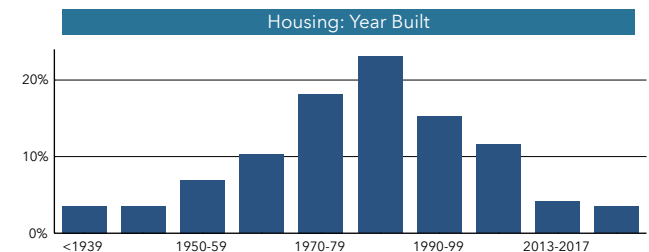
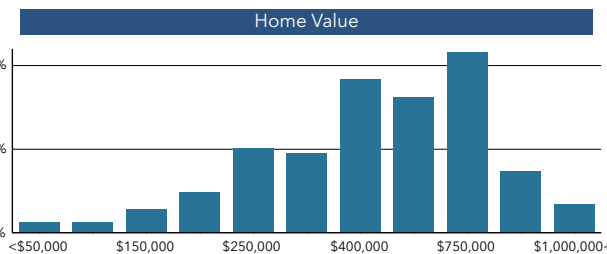
23.7%

Generation Z:
Born 1999 to 2016



4.7%

Alpha: Born
2017 to Present



TRANSWESTERN

This infographic contains data provided by American Community Survey (ACS), Esri, Esri and Bureau of Labor Statistics. The vintage of the data is 2014-2018, 2020, 2025. © 2020 Esri

FOR LEASING INFORMATION CONTACT:

WILL STEWART ■ 512.314.3574 ■ will.stewart@transwestern.com

MARSHALL THURMOND ■ 512.314.5211 ■ marshall.thurmond@transwestern.com

TRANSWESTERN